

ILLUSTRATED PARTS BREAKDOWN

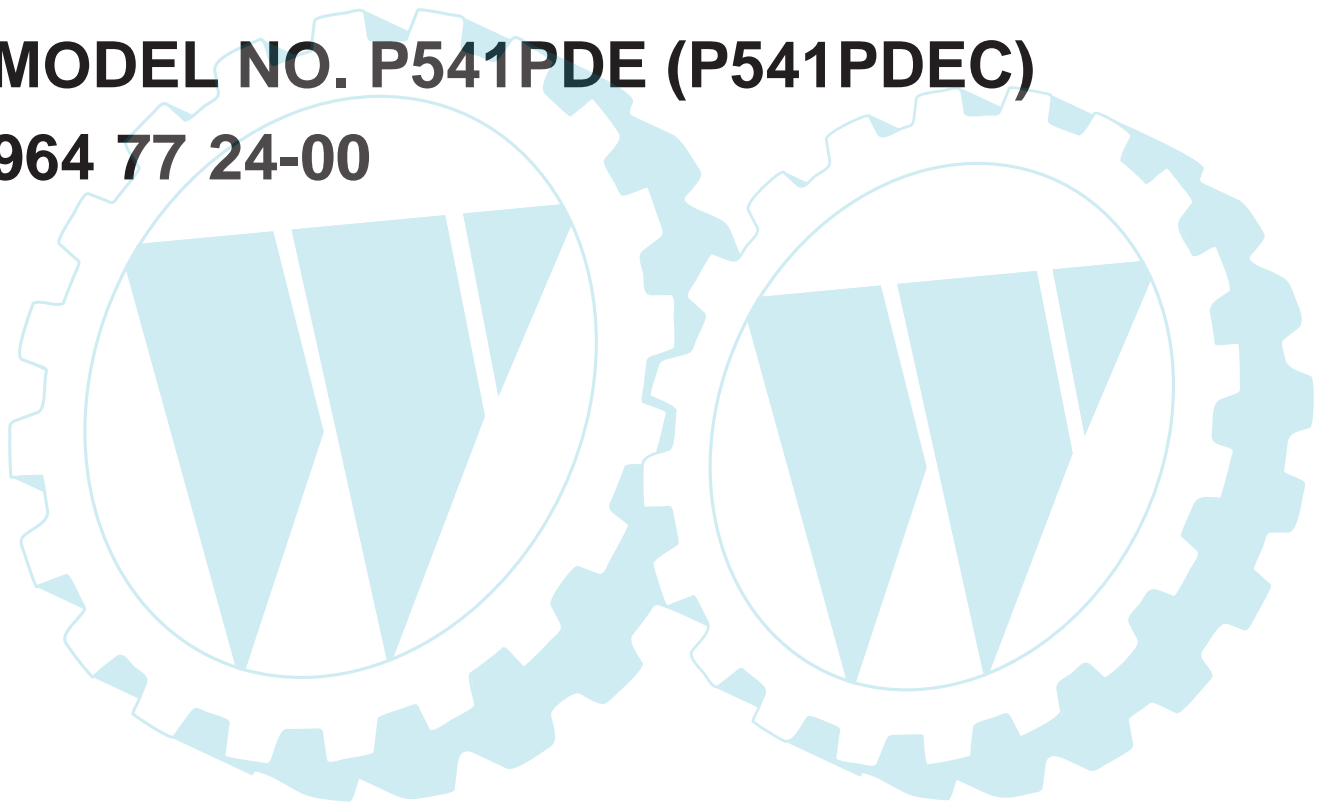
PARTNER

5.5 HORSEPOWER

21" ROTARY LAWN MOWER

MODEL NO. P541PDE (P541PDEC)

964 77 24-00



ROTARYLAWNMOWER -- MODEL NUMBER P541PDE (P541PDEC), PRODUCT NUMBER 964 77 24-00

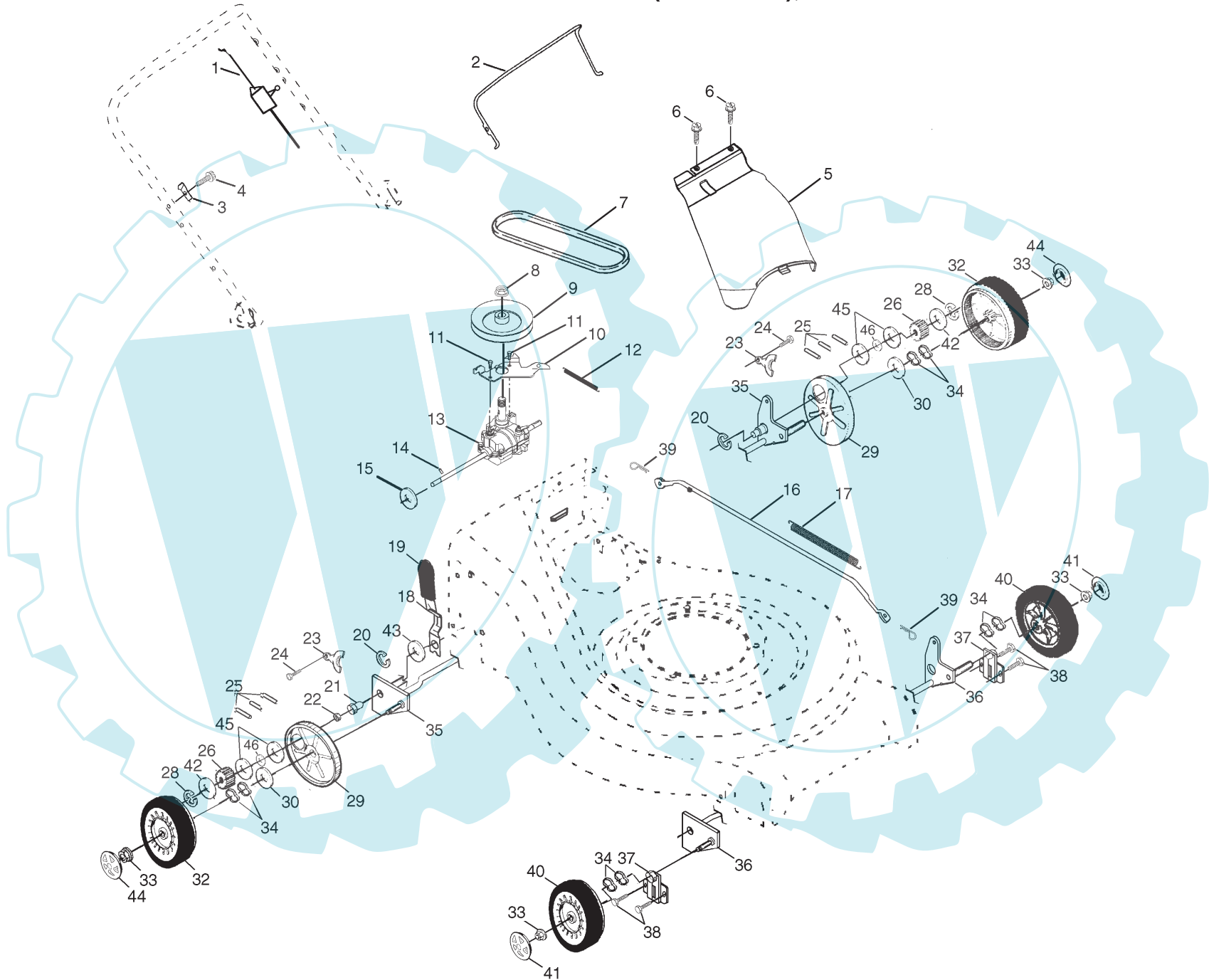
KEY NO.	PART NO.	DESCRIPTION
1	532 16 71-63	Handle, Upper Dlx Comf.
2	532 16 45-56	Handle, Lower
3	532 13 10-36	Bail, Cont. Wire Dlx Comf. Blk
4	532 17 95-85	Guide, Rope, Side
5	532 75 11-52	Nut, Hex Lockwasher 1/4-20
6	532 06 64-26	Wire, Tie
7	532 13 19-59	Bolt, Handle 5/16-18 x 1.75
8	532 08 76-92	Knob, Handle
9	532 16 42-65	Grip, Hdl Foam Smooth
10	532 16 15-51	Bolt, Sq. Neck
11	873 99 05-00	Nut, Hex Lockwasher Ins. 5/16-18 UNC
12	532 05 17-93	Cotter, Hairpin
14	532 12 51-62	Bracket, Upstop
15	532 08 38-16	Screw, Hex Washer Head Tapping 10-2
16	532 16 20-85	Kit, Door Rear
17	532 17 98-85	Seal, Door
18	532 16 52-61	Plug, Mulcher
19	532 17 20-81	Kit, Housing
20	532 16 45-48	Handle, Bracket
21	532 16 93-06	Handle, Bracket Asm. Right
22	532 15 00-78	Screw, Hex Wshd
23	532 16 31-83	Bolt, Hex Head 5/16-18 x 5/8
24	532 06 31-24	Nut, Hex Lock Wshr 5/16-18
25	532 16 13-33	Baffle, Side
26	532 16 34-09	Screw 12 x 5/8
29	532 13 46-12	Shield, Debris Modified
30	532 85 15-14	Adapter

KEY NO.	PART NO.	DESCRIPTION
31	532 17 50-52	Blade, 21"
32	532 85 10-74	Washer, Hardened
33	532 85 02-63	Lockwasher, Helical Spring 3/8
34	532 85 10-84	Screw, Hex Head 3/8-24 x 1.38
35	532 08 45-96	Pulley, Engine
36	532 08 76-77	Key, Hi Pro
37	532 15 04-06	Bolt, Engine
38	- - -	Engine Briggs & Stratton 12H807 (Order parts from engine manufacturer)
39	532 16 58-46	Grass Catcher Bag
40	532 16 13-58	Grass Catcher Frame
41	532 14 49-29	Screw
42	532 18 06-94	Combi-Key Control
43	532 18 21-66	Decal Danger
44	532 05 45-83	Screw
66	532 17 19-62	Mulcher Door Asm.
67	532 08 83-49	Nut
68	532 16 96-99	Multi Cut Door Guard
69	532 11 11-90	Cable Clamp
70	532 06 36-01	Nut
71	532 12 21-47	Key
--	532 18 21-34	Drive Cover Decal
--	532 17 20-78	Operator's Manual (Euro)
--	532 17 20-79	Operator's Manual (Scandi)

NOTE: All component dimensions given in U.S. inches.
1 inch = 25.4 mm

ROTARYLAWNMOWER -- MODEL NUMBER P541PDE (P541PDEC), PRODUCT NUMBER 964 77 24-00

4



ROTARY LAWN MOWER -- MODEL NUMBER P541PDE (P541PDEC), PRODUCT NUMBER 964 77 24-00

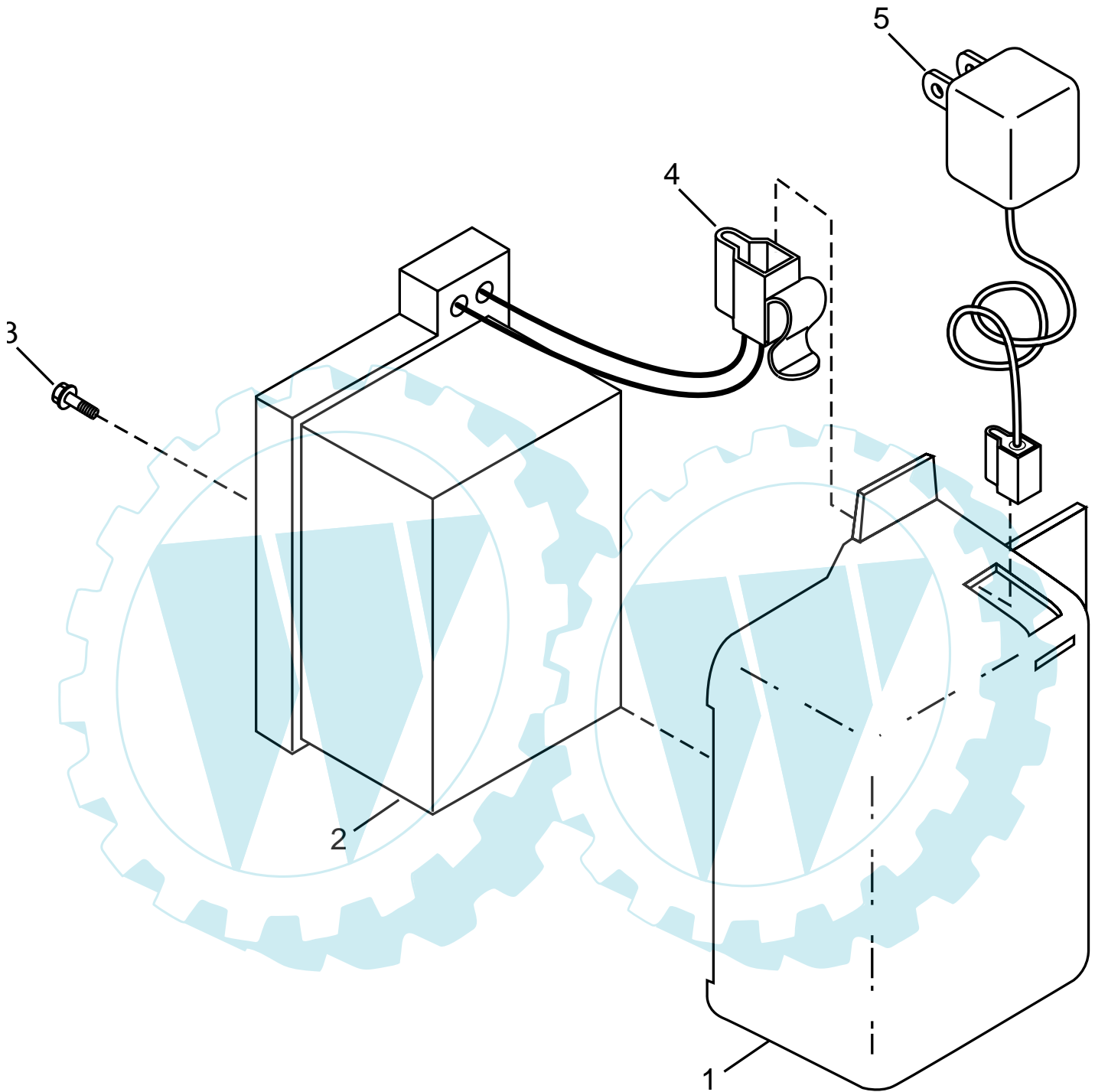
KEY NO.	PART NO.	DESCRIPTION
1	532 16 15-87	Cable Drive
2	532 16 14-73	Bail Control Drive
3	532 16 45-57	Bracket, Downstop
4	532 08 38-16	Screw Hex Wash Head Tapping 10-2
5	532 16 15-52	Cover Drive
6	532 75 06-34	Screw Thdrol 10-25 x .50
7	532 16 08-16	V-Belt
8	532 13 20-10	Nut Lock Flanged 3/8-16 Zinc
9	532 16 39-39	Pulley Driven
10	532 16 45-53	Belt Keeper
11	817 54 10-11	Screw Hex Wash Head 10-24 x .668
12	532 07 51-92	Spring
13	532 16 96-11	Transmission Assembly
14	532 14 53-54	Pin Spring Thrust
15	532 05 70-79	Washer Hardened
16	532 16 15-84	Rod Connecting
17	532 16 16-02	Spring Extension
18	532 16 45-54	Spring Selector
19	532 16 19-61	Knob Selector Spring
20	812 00 00-22	E-Ring 7/8
21	532 16 33-65	Bearing Support
22	532 16 99-11	Bearing Ball
23	532 16 45-55	Retainer Drive Asm. Stmp.

KEY NO.	PART NO.	DESCRIPTION
24	532 05 78-08	Screw Hex Head Tapping 1/4-20 x .75
25	532 17 00-11	Drive Pawl
26	532 16 64-50	Pinion, Drive
28	812 00 00-58	E-Ring 7/16
29	532 18 05-04	Cover, Dust Wheel
30	532 06 77-25	Washer 1/2 x 1-1/2 x .134
32	532 18 07-53	Wheel 9 x 2
33	532 08 39-23	Nut Hex Flange Lock
34	532 05 71-43	Wave Washer
35	532 16 45-52	Shaft Asm. Rear
36	532 16 45-50	Shaft Asm. Front
37	532 16 14-63	Retainer Front Shaft
38	532 16 34-09	Screw 12 x 5/8
39	532 70 02-79	Clip Retainer
40	532 14 35-93	Wheel 8 x 2
41	532 15 01-82	Hubcap
42	532 05 21-60	Washer
43	819 57 22-16	Washer
44	532 18 01-82	Hubcap
45	532 06 23-35	Bellville Washer
46	532 08 81-18	Felt Washer

NOTE: All component dimensions given in U.S. inches.
1 inch = 25.4 mm

ROTARYLAWNMOWER

MODEL NUMBER P541PDE (P541PDEC), PRODUCT NUMBER 964 77 24-00



KEY NO.	PART NO.	DESCRIPTION
1	532 16 13-34	Battery Bracket
2	532 75 09-09	Battery
3	817 41 13-12	Hex Washer Head Screw 13 x .750
4	532 08 63-53	Connector Mounting Clip
5	532 13 00-24	Battery Charger

NOTE: All component dimensions given in U.S. inches.
1 inch = 25.4 mm